

Firestone

RIDE-RITE APPLICATION GUIDE

VALID FOR 2022 & OLDER VEHICLES

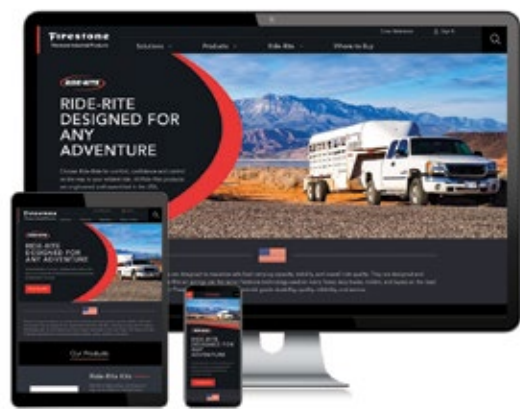


riderite.com

Firestone

TABLE OF CONTENTS

THE FIRESTONE DIFFERENCE	3
AIR HELPER SPRINGS	4
RIDE-RITE™ WIRELESS APP KIT	5
AIR COMMAND™ SYSTEMS	6
ALL-IN-ONE KIT APPLICATIONS	7
LIFTED APPLICATIONS	8
APPLICATIONS	9-27
SERVICE AIR SPRINGS & TECH SPECS	28-30
RED SERVICE AIR SPRINGS & TECH SPECS	31
COIL-RITE™ SERVICE PARTS & TECH SPECS	32-33
AIR ACCESSORY SYSTEMS	34
AIR ACCESSORY MOUNTING KITS	35
CONTROL PANELS	36
AIR COMPRESSORS	37
SERVICE PARTS	38-40
AIR TANKS	41-42
WARRANTY GUIDE	43-46
TECHNICAL TIPS	47
FREQUENTLY ASKED QUESTIONS	47



For more information:

www.riderite.com

All trademarks are the property of their respective owners. Copyright © 2022 Firestone Industrial Products Company, LLC

BUILT FOR THE PROS

THE FIRESTONE ADVANTAGE

Firestone Ride-Rite™ air springs provide the ultimate comfort, confidence, and control.

ABSORBS EXTREME SHOCK

Capable of withstanding sudden left-to-right or side-to-side changes in suspension travel

AIR-ONLY DESIGN


Smooth ride and high performance, riding on a cushion of air

WORRY-FREE MAINTENANCE

Durable bellow won't rip or pull apart when suspended on a lift

LONG PRODUCT LIFE

Built to last using commercial-grade steel plates with rolled crimp design for a long life under your vehicle



AIR HELPER SPRINGS

THE ORIGINAL

Precision-engineered leveling

Firestone air springs are specifically designed to fit on your vehicle and provide an array of benefits. Use the application guide beginning on page 9 to determine which air spring product is designed for your vehicle. Enjoy easy installation and the smooth ride, improved stability, and safer load-carrying capacity offered by the original air spring.



- Firestone's most popular and comprehensive air spring line
- Maximizes the vehicle's safe load-carrying capacity, stability, ride quality, and brake effectiveness
- Most kits are No-Drill systems that easily install in 1-2 hours
- Supports up to 5,000 lbs per set*

- Control the air pressure in the air springs for varying loads and road conditions
- Spring performance can be altered as easily as inflating a tire
- Made of durable and elastic polyurethane
- Designed to work in temperatures between -40°F (-40°C) and 180°F (82°C)

* Do not exceed the vehicle's recommended gross vehicle weight rating (GVWR).

PUT THE POWER IN YOUR HANDS

Air Command™ brings the controls to your fingertips

Firestone Air Command systems provide an instant air source for air suspension products. Adjust the ride for various load and road conditions with a flip of a switch, a click on a remote, or a tap on your phone. Individual air accessory components are also available, including compressors, air tanks, and mounting solutions.

AIR COMMAND™ APP KIT - 2610

See air accessories chart on page 6

Control your air springs with your phone.






- Easy installation
- Free air pressure control app for iOS and Android
- Mount-anywhere compressor
- 2 Memory presets
- Manual inflation option
- See page 6 for Air Command™ products



INSTANT AIR SPRING CONTROL

Which Air Command™ system is best for you?



Determine which power level is best for your use, then select the control system for the corresponding kit number.

1. POWER			
Kit grade choices	STANDARD DUTY	HEAVY DUTY	EXTREME DUTY
Kit description	Best for moderate usage, including towing boats, trailers 20' or smaller, and medium loads	Best for 8-lug trucks, trailers larger than 20', slide-in campers, and heavy loads	Best for Heavy Duty uses, plus off-road tire or truck tire inflation. Includes 2-gallon air tank and 25' air hose
Air spring types	Ride-Rite™ & Coil-Rite™	Ride-Rite™ & RED	Ride-Rite™ & RED
Frequency of use and load weight	● ○ ○ ○ ○	● ● ● ○ ○	● ● ● ● ●
Max PSI	100	150	150
Fill time*	0-30 PSI : 17 sec. 0-60 PSI : 42 sec.	0-30 PSI : 14 sec. 0-60 PSI : 35 sec.	0-30 PSI : 7 sec. 0-60 PSI : 18 sec.
Compressor included in kit	 9523	 9499	 9287
Tank & air hose included in kit	Not included	Not included	 9420  2311

2. CONTROL



Single-leveling system choices
Controls both air springs equally.

SINGLE ANALOG 	2158 Mounting Plate: 2497	2097 Mounting Plate: 2497	2543 Mounting Plate: 2530
SINGLE WIRELESS 	2610 Mounting Plate: 2612	2626	Not available



Dual-leveling system choices
Control each air spring independently or equally.

DUAL ANALOG 	2178 Mounting Plate: 2497	2219 Mounting Plate: 2497	2549 Mounting Plate: 2530
--	-------------------------------------	-------------------------------------	-------------------------------------



Mounting plate kits make your installation a breeze.
See page 35 to match your selected mounting plate number from above.

* For more details on compressor specs, see chart on page 37.

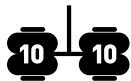
GET THE COMPLETE PACKAGE

All-In-One kits come conveniently packaged with an helper spring kit and an onboard air compressor system in one box.

- Choose between single path analog or a single path wireless app Air Command system.
- Application coverage for most current 1/2, 3/4 and 1 ton applications.
Recommended: No drill air accessory mounting kit (page 35)

RIDE-RITE™ WIRELESS ALL-IN-ONE KIT

See application guide starting on page 9



Single
Wireless

Wireless
air control
via
application



RIDE-RITE™ ANALOG ALL-IN-ONE KIT

See application guide starting on page 9



Single
Leveling

Analog control with pressure gauge





"GET SOME AIR" HAS A NEW MEANING

6" ≠ 6"
LIFT SPACER

Spacers for your lifted applications

Lift spacers can be used with most Ride-Rite™ air spring kits, but not with Coil-Rite™ kits. The lift spacer needs to match the amount of lift added to the rear of your vehicle. Note that a six-inch lift does not mean you need a six-inch lift spacer!

Most six-inch lifts only have four inches of lift in the rear to level out the truck. This holds true for the shorter lift kits as well. If you are unsure about the spacer needed for your application, visit riderite.com/contact-us for support.

1

Look up your vehicle

firestoneip.com/kit-search



2

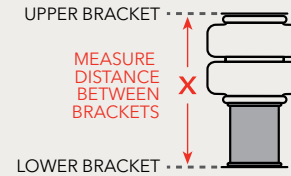
Download install manual and check lower bracket mounting location (axle vs leaf)



3

Take the measurement accordingly on your vehicle

Measure while truck has all four wheels on on a flat surface




4

Find the spacer in the table below



LIFT SPACERS*

	DISTANCE BETWEEN BRACKETS	LIFT SPACER HEIGHT	AXLE MOUNT NUMBER**	LEAF MOUNT NUMBER**
	6.5" - 7.5"	1.25"	2536	2536
7.5" - 8.5"	2"	2366	2366	
8.5" - 9.5"	3"	2368	2367	
9.5" - 10.5"	4"	2371	2370	
10.5" - 11.5"	5"	2373	2370	
11.5" - 12.5"	6"	2375	2374	

* May void Firestone warranty if incorrectly installed or wrong spacer is selected.
 ** Packages of 2.


Make/Model	In-bed Hitch Compatible	Year	REAR APPLICATIONS						FRONT APPLICATIONS		
			Rear Kit	RED Label	All-In-One Wireless	All-In-One Analog	No Drill	Time (hours)	Replacement Air Spring	Front Kit	Replacement Air Spring
Acura SUV											
MDX		05-10	4179						2	6020	
Audi Cars											
A3		10-18	4176					Y	1	6027	
Q3		15-16	4176					Y	1	6027	
Buick Cars / CUV / Van											
Century (fwd only)		82-96	-4103-					Y	1	6014	
Electra (not sw)		85-96	4107					Y	1	6021	
LeSabre (not sw) (fwd only)		00-04	4105					Y	1	6013	
LeSabre FWD		86-99	4107					Y	1	6021	
Park Avenue		97-05	4105					Y	1	6013	
Park Avenue (not sw)		85-96	4107					Y	1	6021	
Regal (rwd only)		73-87	4114					Y	1	6008	
Riviera		79-85	-4106-					Y	1	6015	
Terraza		05-07	4155					Y	1	6020	



For a complete list of applications, please visit www.firestoneip.com/kit-search

UPGRADE YOUR SET UP

see products on page 6



App
2610



Single Analog
2158



Dual Analog
2178

0000 = Ride-Rite™ 0000 = Coil-Rite™ 0000 = RED Label

sw = Station Wagon

fwd = Front Wheel Drive

rwd = Rear Wheel Drive

Y = Yes


Minimum tire to frame clearance requirements (check both sides): * = 7.50" ** = 3.00" *** = 9.50" += 8.00" ++ = 6.00" +++ = 6.50" -0000- While supplies last # = Use spacer kit 2366 with lifted models ## = Use spacer kit 2366 with Z71 with Trail Boss and High Country

DO NOT EXCEED THE VEHICLE'S RECOMMENDED GROSS VEHICLE WEIGHT RATING (GVWR).
Designed for stock vehicles. Cannot guarantee all fitments and compatibility with all aftermarket products.

APPLICATION GUIDE

Make/Model	Year	REAR APPLICATIONS							FRONT APPLICATIONS			
		In-bed Hitch Compatible	Rear Kit	RED Label	All-In-One Wireless	All-In-One Analog	No Drill	Time (hours)	Replacement Air Spring	Front Kit	Replacement Air Spring	
Cadillac Cars / SUVs												
Coupe Deville, Fleetwood, Sedan Deville, Touring Sedan (fwd only)	85-93		4107					Y	1	6021		
El Dorado	79-85		-4106-					Y	1	6015		
Escalade (2WD, 4WD) (4 door only)	99-00		2101					Y	2	6781		
Escalade, ESV, EXT (2WD, 4WD)	02-20		4108					Y	1	6003		
Escalade, ESV, EXT (2WD, 4WD) (with Autoride suspension)	15-20		4108					Y	1	6003		
Escalade, ESV, EXT (2WD, 4WD) (with Autoride suspension)	08-14		4186					Y	1	6015		
Seville	80-85		-4106-					Y	1	6015		
Chevrolet Cars												
Aveo	10		-4103-					Y	1	6014		
Camaro, Z-28, IROC-Z	82-02		-4103-					Y	1	6014		
Celebrity	82-90		-4103-					Y	1	6014		
Volt	16		4176					Y	1	6027		
Volt	12-15		4118					Y	1	6118		
Chevrolet/GMC Vans												
G1500 (6 lug nuts, GVWR 7200)	03-09		2423						2	6868		
Uplander	05-09		4155					Y	1	6020		
Chevrolet/GMC SUVs												
Avalanche 1500 (2WD, 4WD) (with Autoride suspension)	11-13		4186					Y	1	6015		
Avalanche 1500 (2WD, 4WD)	02-13		4108					Y		6003		
Blazer (2WD only) (full size)	73-91										4100	6100
Envoy (2WD, 4WD) (with rear coil springs)	02-09		4108					Y	1	6003		
Jimmy (2WD only) (full size)	73-91										4100	6100
Suburban 1500 (2WD, 4WD)	07-20		4108					Y	1	6003		

UPGRADE YOUR SET UP
see products on page 6



0000 = Ride-Rite™ 0000 = Coil-Rite™ 0000 = RED Label

sw = Station Wagon

fwd = Front Wheel Drive

rwd = Rear Wheel Drive

Y = Yes

APPLICATION GUIDE

Make/Model	In-bed Hitch Compatible	Year	REAR APPLICATIONS						FRONT APPLICATIONS			
			Rear Kit	RED Label	All-In-One Wireless	All-In-One Analog	No Drill	Time (hours)	Replacement Air Spring	Front Kit	Replacement Air Spring	
Suburban 1500 (2WD, 4WD) (with Autoride suspension)		15-20	4108					Y	1	6003		
Suburban 1500 (2WD, 4WD) (with Autoride suspension)		08-14	4186					Y	1	6015		
Suburban 1500 (2WD, 4WD)		00-06	4108					Y	1	6003		
Suburban 1500 (2WD, 4WD)		92-99	2101						2	6781		
Suburban 1500 (2WD only)		73-91									4100	6100
Suburban 2500 (2WD, 4WD)		92-99	2101						2	6781		
Suburban 2500 (2WD only)		73-91									4100	6100
Tahoe (2WD, 4WD)		00-20	4108					Y	1	6003		
Tahoe (2WD, 4WD) (with Autoride suspension)		15-20	4108					Y	1	6003		
Tahoe (2WD, 4WD) (with Autoride suspension)		08-14	4186					Y	1	6015		
Police Tahoe (2WD, 4WD)		07-21	4147					Y	1	6024		
Tahoe (2WD, 4WD) (4-door only)		95-99	2101						2	6781		
Trailblazer (2WD, 4WD)		02-09	4108					Y	1	6003		
Yukon 1500 (2WD, 4WD)		07-20	4108					Y	1	6003		
Yukon 1500 (2WD, 4WD) (with Autoride suspension)		15-20	4108					Y	1	6003		
Yukon 1500 (2WD, 4WD) (with Autoride suspension)		08-14	4186					Y	1	6015		
Yukon 1500 (2WD, 4WD)		00-06	4108					Y	1	6003		
Yukon 1500 (2WD, 4WD) (4-door only)		95-99	2101						2	6781		
Yukon 2500 (2WD, 4WD) (4-door only)		95-99	2101						2	6781		
Chevrolet/GMC Pickup Trucks												
Colorado, Canyon (2WD, 4WD) (Not ZR2)		15-22	2587					Y	1.5	9001		
Colorado, Canyon (2WD, 4WD) (not factory lowered ZQ8)		04-12	2384					Y	1.5	6397		


Minimum tire to frame clearance requirements (check both sides): * = 7.50" ** = 3.00" *** = 9.50" + = 8.00" ++ = 6.00" +++ = 6.50" -0000- While supplies last # = Use spacer kit 2366 with lifted models ## = Use spacer kit 2366 with Z71 with Trail Boss and High Country

DO NOT EXCEED THE VEHICLE'S RECOMMENDED GROSS VEHICLE WEIGHT RATING (GVWR).
Designed for stock vehicles. Cannot guarantee all fitments and compatibility with all aftermarket products.

APPLICATION GUIDE

Make/Model	In-bed Hitch Compatible	Year	REAR APPLICATIONS						FRONT APPLICATIONS		
			Rear Kit	RED Label	All-In-One Wireless	All-In-One Analog	No Drill	Time (hours)	Replacement Air Spring	Front Kit	Replacement Air Spring
Silverado, Sierra 1500 Pickup Truck											
Silverado, Sierra 1500 (2WD, 4WD) (not LD or Limited models)		19-22	2609 ##		2844	2843	Y	1	6397		
Silverado, Sierra 1500 (2WD, 4WD) (not High Country and Denali model 15+)		07-18	2430				Y	1	6397		
Silverado Classic, Sierra Classic 1500 (2WD, 4WD)		07	2320 ++					2	9000		
Silverado, Sierra 1500 (2WD, 4WD) (not HD)		99-06	2320 ++					2	9000		
Silverado, Sierra 1500HD (2WD, 4WD) (not Quad-Steer)	Y	05-06	2190					2	6781		
Silverado, Sierra 1500HD (2WD, 4WD) (not Quad-Steer)	Y	01-03	2190					2	6781		
C & K1500 (2WD, 4WD)		88-98	2025					2	6781		
C & R 10, 1500 (2WD only)		73-87	2071 *					2	6781	4100	6100
Silverado, Sierra 2500 Pickup Truck											
Silverado, Sierra 2500HD (2WD, 4WD)	Y	11-22	2613	2709	2860	2825	Y	1.5 2.5	6401 8401		
Silverado, Sierra 2500HD (2WD, 4WD)	Y	01-10	2250	2700	2850	2809	Y	1.5 2.5	6781 8781		
Silverado, Sierra C2500 (2WD only) (not HD)	Y	99-05	2190					2	6781		
Silverado, Sierra C2500 (4WD only) (not HD)	Y	99-05	2190					2	6781		
C & K2500 (2WD, 4WD) (with rear drum brakes)	Y	99-00	2025					2	6781		
C & K2500 (2WD, 4WD)	Y	88-98	2025					2	6781		
C & R20, C & R2500 (2WD only)		73-87	2071 *					2	6781	4100	6100
Silverado, Sierra 3500 Pickup Truck											
Silverado, Sierra 3500HD (2WD, 4WD)	Y	11-22	2613	2709	2860	2825	Y	1.5 2.5	6401 8401		
Silverado, Sierra 3500HD (2WD, 4WD)	Y	01-10	2250	2700	2850	2809	Y	1.5 2.5	6781 8781		
C & K3500 (2WD, 4WD)	Y	88-00	2025					2	6781		
C & R30, C & R3500 (2WD only)		73-87	2071 *					2	6781		
C30 (2WD only)		67-87	2071 *					2	6781	4100	6100

UPGRADE YOUR SET UP
see products on page 6



Single Analog
2158



Dual Analog
2178

0000 = Ride-Rite™ 0000 = Coil-Rite™ 0000 = RED Label

sw = Station Wagon

fwd = Front Wheel Drive

rwd = Rear Wheel Drive

Y = Yes

Make/Model	Year	REAR APPLICATIONS							FRONT APPLICATIONS		
		In-bed Hitch Compatible	Rear Kit	RED Label	All-In-One Wireless	All-In-One Analog	No Drill	Time (hours)	Replacement Air Spring	Front Kit	Replacement Air Spring
Chevrolet/GMC Commercial Vehicles (vehicles without factory bed)											
C2500HD, C3500HD (2WD, 4WD)	12-22			2715			Y	1.5	8401		
C2500HD, C3500HD (2WD, 4WD)	01-10		2249				Y	1.5	6781		
4500HD/5500HD	20-22			2711			Y	1.5	8401		
Chevrolet/GMC Motorhomes Class "C" Vans											
G3500, G4500 (with dual rear wheels)	13-22		2557				Y	2	6766		
G30, G3500	70-95									4100	6100
Chevrolet/GMC Motorhomes Class "A" & Step Vans											
GP30 HD (cutaway) (10,500 to 12,300 GVWR)	93-96									4100	6100
GP30 HD (cutaway) (14,500 GVWR)	93-96									4100	6100
P30 (10,500 to 12,800 GVWR) (with jounce bumpers mounted at bottom of frame rails)	93-96									4100	6100
P30 (14,500 to 17,000 GVWR) (with jounce bumpers mounted above leaf springs)	93-99									4100	6100
P30 (with jounce bumpers mounted at bottom of frame rails)	63-92									4100	6100
Chrysler Cars / Vans / SUV											
Imperial, New Yorker 5th Ave. Landau and Salon	90-94		4105				Y	1	6013		
Le Baron, GTS, TC By Maserati	82-95		4105				Y	1	6013		
New Yorker	84-89		4105				Y	1	6013		
Town and Country	08-16		4169					1	6013		
Town and Country (sw only)	84-89		4105				Y	1	6013		
Dodge Cars											
400, 600, Lancer, Daytona	82-94		4105				Y	1	6013		
Aries	81-89		4105				Y	1	6013		
Dynasty, Spirit	90-94		4105				Y	1	6013		
Shadow	87-94		4105				Y	1	6013		


Minimum tire to frame clearance requirements (check both sides): * = 7.50" ** = 3.00" *** = 9.50" + = 8.00" ++ = 6.00" +++ = 6.50" -0000- While supplies last # = Use spacer kit 2366 with lifted models ## = Use spacer kit 2366 with Z71 with Trail Boss and High Country

DO NOT EXCEED THE VEHICLE'S RECOMMENDED GROSS VEHICLE WEIGHT RATING (GVWR).
Designed for stock vehicles. Cannot guarantee all fitments and compatibility with all aftermarket products.

APPLICATION GUIDE

Make/Model	In-bed Hitch Compatible	Year	REAR APPLICATIONS							FRONT APPLICATIONS	
			Rear Kit	RED Label	All-In-One Wireless	All-In-One Analog	No Drill	Time (hours)	Replacement Air Spring	Front Kit	Replacement Air Spring
Dodge Vans											
Caravan, Grand Caravan		08-17	4169						1	6013	
Dodge SUV											
Durango (2WD, 4WD)		04-09	4152					Y	1	6009	
Durango (2WD, 4WD)		12	-4191-					Y	1	6009	
Dodge 1500 Pickup Truck (for Ram trucks after 2009 see Ram listing)											
Ram 1500 (2WD, 4WD)	Y	09	2595					Y	1.5	9047	
Ram 1500 (2WD, 4WD)	Y	09	4185					Y	1	6133	
Ram 1500 (2WD, 4WD)		02-08	2286					Y	1.5	6781	
Ram 1500 Mega Cab (2WD, 4WD)	Y	06-08	2299		2848	2805		Y	1.5 2.5	6401	
Ram 1500 (2WD, 4WD)		94-01	2071 *						2	6781	
D & W 100, 150, Ram 1500 (2WD, 4WD)		69-93	2071 *						2	6781	
Dodge 2500 Pickup Truck (for Ram trucks after 2009 see Ram listing)											
Ram 2500 (2WD only)	Y	03-09	2299	2701	2848	2805		Y	1.5 2.5	6401 8401	
Ram 2500 (4WD only)	Y	03-09	2299	2701	2848	2805		Y	1.5 2.5	6401 8401	
Ram 2500 (2WD only)		94-02	2071 *						2	6781	
Ram 2500 (4WD only)		94-02	2071 *						2	6781	
Ram 2500 (2WD, 4WD) (with contact overload springs)	Y	94-98	2220					Y	2	6781	
D & W 200, 250, Ram 2500 (2WD, 4WD)		69-93	2071 *						2	6781	
Dodge 3500 Pickup Truck (for Ram trucks after 2009 see Ram listing)											
Ram 3500 (2WD only)	Y	03-09	2299	2701	2848	2805		Y	1.5 2.5	6401 8401	
Ram 3500 (4WD only)	Y	03-09	2299	2701	2848	2805		Y	1.5 2.5	6401 8401	
Ram 3500 (2WD, 4WD)		94-02	2071 *						2	6781	
D & W 300, 350, Ram 3500 (2WD, 4WD)		69-93	2071 *						2	6781	

UPGRADE YOUR SET UP
see products on page 6



App
2610



Single Analog
2158



Dual Analog
2178

0000 = Ride-Rite™ 0000 = Coil-Rite™ 0000 = RED Label

sw = Station Wagon

fwd = Front Wheel Drive

rwd = Rear Wheel Drive

Y = Yes

APPLICATION GUIDE

Make/Model	In-bed Hitch Compatible	Year	REAR APPLICATIONS							FRONT APPLICATIONS		
			Rear Kit	RED Label	All-In-One Wireless	All-In-One Analog	No Drill	Time (hours)	Replacement Air Spring	Front Kit	Replacement Air Spring	
Dodge Commercial Vehicles (vehicles without factory bed) (for Ram trucks after 2009 please see Ram listing)												
Ram 3500HD (2WD, 4WD)		07-09	2478 +						2	6781		
Ram 4500, 5500 (2WD, 4WD) (requires 2" clearance above frame)		07-09	2404 ***						2	7714		
Ram 2500 (2WD, 4WD) (not dually, with box delete)	Y	04-08	2299	2701	2848	2805	Y	1.5 2.5	6401 8401			
Ram 3500 (4WD only) (dually only, with box delete)	Y	06-09	2299	2701	2848	2805	Y	1.5 2.5	6401 8401			
D3500, W3500 (2WD, 4WD) (cab & chassis)	Y	94-02	2220				Y	2	6781			
Ford Cars												
Country Squire		83-97	4108				Y	1	6003			
Crown Victoria (with rear coil springs)		98-08	4107				Y	1	6021			
Crown Victoria		83-97	4108				Y	1	6003			
Fusion		06-12	4169					1.5	6013			
LTD		83-86	-4103-				Y	1	6014			
Mustang		79-03	-4103-				Y	1	6014			
Taurus (sw only)		86-98	4105				Y	1	6013			
Thunderbird		92-97	4105				Y	1	6013			
Thunderbird		80-88	-4106-				Y	1	6015			
Ford Vans												
Windstar		98-03	-4106-				Y	1	6015			
E150		75-14								4101	6102	
E100, E150 (may require tailpipe modification)		75-91	-2032-				Y	1.5	6859	4101	6102	
E250		98-14								4101	6102	
E250 (may require tailpipe modification)		75-91	-2032-				Y	1.5	6859	4101	6102	
E350 (with single rear wheels)		98-14								4101	6102	
E350 (may require tailpipe modification)		75-91	-2032-				Y	1.5	6859	4101	6102	



Minimum tire to frame clearance requirements (check both sides): * = 7.50" ** = 3.00" *** = 9.50" + = 8.00" ++ = 6.00" +++ = 6.50"
 -0000- While supplies last # = Use spacer kit 2366 with lifted models ## = Use spacer kit 2366 with Z71 with Trail Boss and High Country

DO NOT EXCEED THE VEHICLE'S RECOMMENDED GROSS VEHICLE WEIGHT RATING (GVWR).
 Designed for stock vehicles. Cannot guarantee all fitments and compatibility with all aftermarket products.

APPLICATION GUIDE

Make/Model	In-bed Hitch Compatible	Year	REAR APPLICATIONS							FRONT APPLICATIONS		
			Rear Kit	RED Label	All-In-One Wireless	All-In-One Analog	No Drill	Time (hours)	Replacement Air Spring	Front Kit	Replacement Air Spring	
Transit 250 (SRW only)		13-21	2621					X	2	6784		
Transit 350 (SRW only)		13-21	2621					X	2	6784		
Transit 350 (DRW only)		13-21	2603						2	6781		
Ford SUVs												
Bronco (4WD only) (full size)		90-96	2071 *						2	6781	4102	6111
Bronco (2WD, 4WD)		80-90									4102	6111
Excursion (2WD only)		00-06	2255					Y	2	6781		
Excursion (4WD only)		00-06	2251					Y	2	6781		
Expedition (2WD, 4WD) (with rear coil springs)		97-02	4134					Y	1	6022		
Ford Pickup Trucks												
Ranger		19-21	2614						2	6766		
F100 (2WD, 4WD)		68-79	2071 *						2	6781	4102	6111
F150 Pickup Truck												
F150 (2WD, 4WD) (Not Raptor)		15-22	2582 +		2834	2833		Y	1.5	6781		
F150 (2WD, 4WD) (Not Raptor or FX2)		09-14	2525 +					Y	1.5	6781		
F150 (2WD, 4WD) (with B&W hitch only)	Y	09-14	2542 +					Y	1.5	6781		
F150 Raptor (4WD only)		09-14	2565 +					Y	1.5	9055		
F150 (2WD, 4WD) (not FX2)		04-08	2350 #					Y	1.5	6397		
F150, F150 Heritage (2WD, 4WD)		97-04	2320 ++						2	9000		
F150 (2WD, 4WD)		68-96	2071 *						2	6781	4102	6111
F250 Pickup Truck												
F250 Under 8500 GVWR (2WD, 4WD)		97-03	2320 ++						2	9000		
F250 Under 8500 GVWR (2WD only)		69-96	2071 *						2	6781	4101	6102
F250 Under 8500 GVWR (4WD only)		69-96	2071 *						2	6781		

UPGRADE YOUR SET UP
see products on page 6



0000 = Ride-Rite™ 0000 = Coil-Rite™ 0000 = RED Label

sw = Station Wagon

fwd = Front Wheel Drive

rwd = Rear Wheel Drive

Y = Yes

APPLICATION GUIDE


Make/Model	In-bed Hitch Compatible	Year	REAR APPLICATIONS							FRONT APPLICATIONS		
			Rear Kit	RED Label	All-In-One Wireless	All-In-One Analog	No Drill	Time (hours)	Replacement Air Spring	Front Kit	Replacement Air Spring	
F250 (2WD only)	Y	17-22	2600 *					Y	1.5	6781		
F250 (2WD only)	Y	11-16	2597	2703	2852	2803	Y	2 2.5	6401 8401	4101	6102	
F250 (2WD only)	Y	08-10	2550		2846	2801	Y	1.5 2.5	6401	4101	6102	
F250 (2WD only)	Y	05-07	2398					2	6401	4101	6102	
F250 Over 8500 GVWR (2WD only)	Y	99-04	2550		2846	2801	Y	1.5 2.5	6401	4101	6102	
F250 Over 8500 GVWR (2WD only)		84-98	2071 *					2	6781	4101	6102	
F250 Over 8500 GVWR (2WD only)		69-83	2071 *					2	6781			
F250 (SRW Only) (4WD only)	Y	17-22	2625	2716	2854	2845	Y	1.5 2.5	6397 8397	4160	6125	
F250 (4WD only)	Y	11-16	2597	2703	2852	2803	Y	2 2.5	6401 8401	4160	6125	
F250 (4WD only)	Y	08-10	2550		2845	2801	Y	1.5 2.5	6401	4160	6125	
F250 (4WD only)	Y	05-07	2400				Y	1.5	6401	4160	6125	
F250 Over 8500 GVWR (4WD only)	Y	99-04	2550		2846	2801	Y	1.5 2.5	6401	2223	6762	
F250 Over 8500 GVWR (4WD only)		84-04	2071 *					2	6781	2223	6762	
F250 Over 8500 GVWR (4WD only)		69-83	2071 *					2	6781			
F350 Pickup Truck												
F350 (2WD only)	Y	17-22	2600 *					Y	1.5	6781		
F350 (2WD only) (not V10 gas w/extended cab and 8' bed)	Y	11-16	2597	2703	2852	2803	Y	2 2.5	6401 8401	4101	6102	
F350 (2WD only)	Y	08-10	2550		2846	2801	Y	1.5 2.5	6401	4101	6102	
F350 (2WD only)	Y	06-07	2398				Y	1.5	6401	4101	6102	
F350 (2WD only)	Y	05	2398				Y	1.5	6401	4160	6125	
F350 (2WD only) (not V10 gas w/extended cab and 8' bed)	Y	99-04	2550		2846	2801	Y	1.5 2.5	6401	4101	6102	
F350 (2WD only)		70-98	2071 *					2	6781	4101	6102	
F350 (2WD only)		63-69	2071 *					2	6781			
F350 (4WD only)	Y	17-22	2625	2716	2854	2845	Y	1.5 2.5	6397 8397	4160	6125	

Minimum tire to frame clearance requirements (check both sides): * = 7.50" ** = 3.00" *** = 9.50" += 8.00" ++ = 6.00" +++ = 6.50"
 -0000- While supplies last # = Use spacer kit 2366 with lifted models ## = Use spacer kit 2366 with Z71 with Trail Boss and High Country
DO NOT EXCEED THE VEHICLE'S RECOMMENDED GROSS VEHICLE WEIGHT RATING (GVWR).
 Designed for stock vehicles. Cannot guarantee all fitments and compatibility with all aftermarket products.

APPLICATION GUIDE

Make/Model	In-bed Hitch Compatible	Year	REAR APPLICATIONS							FRONT APPLICATIONS	
			Rear Kit	RED Label	All-In-One Wireless	All-In-One Analog	No Drill	Time (hours)	Replacement Air Spring	Front Kit	Replacement Air Spring
F350 (4WD only)	Y	11-16	2597	2703	2852	2803	Y	2 2.5	6401 8401	4160	6125
F350 (4WD only)	Y	08-10	2550		2846	2801	Y	1.5 2.5	6401	4160	6125
F350 (4WD only)	Y	05-07	2400				Y	1.5	6401	4160	6125
F350 (4WD only)	Y	99-04	2550		2846	2801	Y	1.5 2.5	6401	2223	6762
F350 (4WD only)		84-98	2071 *					2	6781	2223	6762
F350 (4WD only)		63-83	2071 *					2	6781		
F450 Pickup Truck											
F450 (2WD only)	Y	17-22	2625	2716	2856	2845	Y	1.5 2.5	6397 8397		
F450 (2WD only)	Y	14-16	2583				Y	1.5	7701	4101	6102
F450 (2WD only)	Y	11-13	2597	2703	2852	2803	Y	2 2.5	6401 8401	4101	6102
F450 (2WD only)	Y	08-10	2446					2	7701	4101	6102
F450 (4WD only)	Y	17-22	2625	2716	2856	2845	Y	1.5 2.5	6397 8397	4160	6025
F450 (4WD only)	Y	14-16	2583				Y	1.5	7701	4160	6025
F450 (4WD only)	Y	11-13	2597	2703	2852	2803	Y	2 2.5	6401 8401	4160	6025
F450 (4WD only)	Y	08-10	2446					2	7701	4160	6025
Ford Commercial Vehicles (vehicles without factory bed)											
E250 (cutaway)		07-08	2061				Y	1.5	6764	4101	6102
E350 (with dual rear wheels)		92-22	2061				Y	1.5	6764	4101	6102
E450		08-22	2622				Y	1.5	6397	4101	6102
E450		96-07	-2377-				Y	1.5	6397	4101	6102
E450 (requires 2" clearance above frame)		96-22	2153 +					2	6781	4101	6102
F350 (2WD, 4WD)		17-20	2176 *					2	6781	4160	6125
F350 (2WD, 4WD)		05-08	2176 *					2	6781	4160	6125

UPGRADE YOUR SET UP
see products on page 6



0000 = Ride-Rite™ 0000 = Coil-Rite™ 0000 = RED Label

sw = Station Wagon

fwd = Front Wheel Drive

rwd = Rear Wheel Drive

Y = Yes

APPLICATION GUIDE


Make/Model	In-bed Hitch Compatible	Year	REAR APPLICATIONS							FRONT APPLICATIONS		
			Rear Kit	RED Label	All-In-One Wireless	All-In-One Analog	No Drill	Time (hours)	Replacement Air Spring	Front Kit	Replacement Air Spring	
F350 (2WD only)		99-04	2176 *						2	6781	4101	6102
F350 (4WD only)		99-04	2176 *						2	6781	2223	6762
F450 (2WD, 4WD)		05-22	2176 *						2	6781	4160	6125
F450 (2WD, 4WD)		99-04	2176 *						2	6781		
F550 (2WD, 4WD) (requires 2" clearance above frame)		05-22	2404 ***						2	7714	4160	6125
F550 (2WD, 4WD) (requires 2" clearance above frame)		99-04	2404 ***						2	7714		
F59		11-12	2170 +						2	6781	2070	6859
Transit 250 (SRW only)		13-22	2621					X	2	6784		
Transit 350 (SRW only)		13-22	2621					X	2	6784		
Transit 350 (DRW only)		13-22	2603					X	2	6781		
Ford Motorhomes Class "C" Vans												
E350 (with dual rear wheels)		92-22	2061					Y	1.5	6764	4101	6102
E450		08-22	2622					Y	1.5	6397	4101	6102
E450		96-07	-2377-					Y	1.5	6397	4101	6102
E450 (requires 2" clearance above frame)		96-22	2153 +						2	6781	4101	6102
Transit 250 (SRW only)		13-22	2621					X	2	6784		
Transit 350 (SRW only)		13-22	2621					X	2	6784		
Transit 350 (DRW only)		13-22	2603					X	2	6781		
Ford Motorhomes Class "A"												
E33 (with front coil springs)		92-96	2061					Y	1.5	6764	4101	6102
E33 (with front coil springs)		86-91	-2032-					Y	1.5	6859	4101	6102
F53 (16,000 to 22,000 GVWR) (not Thor m/h for rear kit)		08-12	2170 +						2	6781		
F53 (16,000 to 22,000 GVWR) (not Thor m/h for rear kit)		99-07	2170 +						2	6781	2070	0335
F53		90-98									2070	0335

Minimum tire to frame clearance requirements (check both sides): * = 7.50" ** = 3.00" *** = 9.50" + = 8.00" ++ = 6.00" +++ = 6.50" -0000- While supplies last # = Use spacer kit 2366 with lifted models ## = Use spacer kit 2366 with Z71 with Trail Boss and High Country
DO NOT EXCEED THE VEHICLE'S RECOMMENDED GROSS VEHICLE WEIGHT RATING (GVWR).
 Designed for stock vehicles. Cannot guarantee all fitments and compatibility with all aftermarket products.

APPLICATION GUIDE

Make/Model	Year	REAR APPLICATIONS							FRONT APPLICATIONS	
		In-bed Hitch Compatible	Rear Kit	RED Label	All-In-One Wireless	All-In-One Analog	No Drill	Time (hours)	Replacement Air Spring	Front Kit
Freightliner / Oshkosh / John Deere Motorhomes Class "A"										
"M" and "X" chassis (not XC21) (below 22,000 GVWR)	94-98	2071 *					2	6781		
Honda Cars / Vans / SUVs										
Odyssey	05-10	4179					1.5	6020		
Odyssey	99-04	4138					1.5	6017		
Passport (2WD, 4WD)	98-02	4136				Y	1	6014		
Pilot	05-10	4179					1.5	6020		
Pilot	03-04	4138				Y	1	6017		
HUMMER SUVs										
H2, H2 SUT (with rear coil springs)	03-09	4108				Y	1	6003		
Hyundai Car / Van / SUVs										
Accent	07-12	4136				Y	1	6014		
Entourage	07-09	4138					1.5	6017		
Santa Fe, Santa Fe Sport	07-16	4170					1.5	6117		
Tucson	16-19	4176				Y	1	6027		
Veracruz	07-12	4170					1	6117		
International Commercial Vehicles										
CV Series	20-22		2711			Y	1.5	8401		
Infiniti SUVs										
FX45 (2WD, 4WD)	03-08	4118				Y	1	6118		
QX56	05-09	4150				Y	1	6023		
QX80	16-22	4164				Y	1	6009		

UPGRADE YOUR SET UP
see products on page 6



0000 = Ride-Rite™ 0000 = Coil-Rite™ 0000 = RED Label

sw = Station Wagon

fwd = Front Wheel Drive

rwd = Rear Wheel Drive

Y = Yes

APPLICATION GUIDE

Make/Model	In-bed Hitch Compatible	Year	REAR APPLICATIONS							FRONT APPLICATIONS		
			Rear Kit	RED Label	All-In-One Wireless	All-In-One Analog	No Drill	Time (hours)	Replacement Air Spring	Front Kit	Replacement Air Spring	
Isuzu SUVs / Truck												
290i, 370i (2WD, 4WD)		06-09	2384					Y	1.5	6397		
Amigo		98-00	4103					Y	1	6014		
Axiom		02-03	4136					Y	1	6014		
Rodeo, Rodeo Sport		98-04	4136					Y	1	6014		
Trooper		92-97	4106					Y	1	6015		
Jeep SUVs / Truck												
Commander (2WD, 4WD)		06-10	4157					Y	1	6005		
Gladiator (2WD, 4WD)		19-20	4148						1	6134		
Grand Cherokee (2WD, 4WD)		05-10	4157						1.5	6005		
Grand Cherokee (2WD, 4WD) (not "up country")		92-98	4118					Y	1	6118		
Grand Wagoneer (2WD, 4WD)		92-98	4118					Y	1	6118		
Liberty (2WD, 4WD)		08-12	4170						1.5	6017		
Summit (sw only)		92-93	4105					Y	1	6013		
Wrangler (except Rubicon) (2WD, 4WD)		07-17	4173					Y	1	6106		
Wrangler Unlimited (except Rubicon) (2WD, 4WD)		07-17	4173					Y	1	6106		
Wrangler (2WD, 4WD)		97-06	4157						1.5	6005		
Kia Van / SUV												
Sportage		16-22	4176						1	6027		
Sedona		06-16	4138						1.5	6017		
Landrover SUVs												
Defender 90		90-97	-4121-					Y	1	6003		
Discovery (with rear coil springs)		90-04	-4121-					Y	1	6003		
Range Rover		90-96	-4121-					Y	1	6003		



Minimum tire to frame clearance requirements (check both sides): * = 7.50" ** = 3.00" *** = 9.50" + = 8.00" ++ = 6.00" +++ = 6.50" -0000- While supplies last # = Use spacer kit 2366 with lifted models ## = Use spacer kit 2366 with Z71 with Trail Boss and High Country

DO NOT EXCEED THE VEHICLE'S RECOMMENDED GROSS VEHICLE WEIGHT RATING (GVWR).
Designed for stock vehicles. Cannot guarantee all fitments and compatibility with all aftermarket products.

APPLICATION GUIDE

Make/Model	In-bed Hitch Compatible	Year	REAR APPLICATIONS							FRONT APPLICATIONS		
			Rear Kit	RED Label	All-In-One Wireless	All-In-One Analog	No Drill	Time (hours)	Replacement Air Spring	Front Kit	Replacement Air Spring	
Lexus SUVs												
LX 450		96-98	4124					Y	1	6007		
LX 470		99-07	4124					Y	1	6007		
LX 570		13-18	4135					Y	2	6024		
LX 570		09-12	4164					Y	2	6009		
Lincoln Cars / CUVs / Truck												
Continental (with rear coil springs)		82-88	-4106-					Y	1	6015		
Mark IV (with rear coil springs)		84-87	-4106-					Y	1	6015		
Mark LT (2WD, 4WD)		05-08	2350					Y	1.5	6397		
MKC		15-19	4175					Y	1	6026		
MKZ		11-19	4170					Y	1	6017		
Towncar		80-89	4108					Y	1	6003		
Mazda Van												
MPV		96-98	4105					Y	1	6013		
Mercury Cars / Van												
Capri		79-86	-4103-					Y	1	6014		
Colony Park		83-97	4108					Y	1	6003		
Cougar		92-97	4105					Y	1	6013		
Cougar		80-88	-4106-					Y	1	6015		
Grand Marquis		98-08	4107					Y	1	6021		
Grand Marquis		83-97	4108					Y	1	6003		
Marquis		83-86	-4103-					Y	1	6014		
Sable (sw only)		86-98	4105					Y	1	6013		

UPGRADE YOUR SET UP
see products on page 6



0000 = Ride-Rite™ 0000 = Coil-Rite™ 0000 = RED Label

sw = Station Wagon

fwd = Front Wheel Drive

rwd = Rear Wheel Drive

Y = Yes

APPLICATION GUIDE

Make/Model	In-bed Hitch Compatible	Year	REAR APPLICATIONS						FRONT APPLICATIONS	
			Rear Kit	RED Label	All-In-One Wireless	All-In-One Analog	No Drill	Time (hours)	Replacement Air Spring	Front Kit
Mitsubishi SUVs / Truck										
Expo (2WD, 4WD)		92-93	4105					Y	1	6013
Outlander		12	4182					Y	1	6026
Outlander		07-09	4182					Y	1	6026
Nissan Cars										
Altima		05-15	4105					Y	1	6013
Maxima		16-17	4105					Y	1	6013
Maxima		05-08	4105					Y	1	6013
Nissan Van										
Quest		04-09	4118					Y	1	6118
Nissan SUVs										
Armada (2WD, 4WD)		06-22	4150					Y	1	6023
Murano (2WD, 4WD)		16-18	4118					Y	1	6118
Murano (2WD, 4WD)		15	-4197-					Y	1	6124
Murano (2WD, 4WD)		03-08	4118					Y	1	6018
Pathfinder (2WD, 4WD)		13-21	4118					Y	1	6018
Pathfinder Armada (2WD, 4WD)		04-05	4150					Y	1	6023
Pathfinder (2WD, 4WD)		87-95	-4106-					Y	1	6015
Rogue (2WD, 4WD)		14-21	4175					Y	1	6026
Xterra (2WD, 4WD)		05-15	2409					Y	1.5	9002
Nissan Pickup Trucks										
Frontier (2WD, 4WD)		05-19	2558					Y	1.5	6766
Titan XD	Y	16-21	2594					Y	1.5	6781
Titan (2WD, 4WD)		04-15	2355					Y	1.5	6781


Minimum tire to frame clearance requirements (check both sides): * = 7.50" ** = 3.00" *** = 9.50" += 8.00" ++ = 6.00" +++ = 6.50" -0000- While supplies last # = Use spacer kit 2366 with lifted models ## = Use spacer kit 2366 with Z71 with Trail Boss and High Country

DO NOT EXCEED THE VEHICLE'S RECOMMENDED GROSS VEHICLE WEIGHT RATING (GVWR).
Designed for stock vehicles. Cannot guarantee all fitments and compatibility with all aftermarket products.

APPLICATION GUIDE

Make/Model	In-bed Hitch Compatible	Year	REAR APPLICATIONS						FRONT APPLICATIONS		
			Rear Kit	RED Label	All-In-One Wireless	All-In-One Analog	No Drill	Time (hours)	Replacement Air Spring	Front Kit	Replacement Air Spring
Oldsmobile Cars / Van / SUV											
Aurora		95-04	4105					Y	1	6013	
Bravada (2WD, 4WD) (with rear coil springs)		02-05	-4106-					Y	1	6015	
Cutlass Sierra		82-96	-4103-					Y	1	6014	
Cutlass Cruiser (sw only) (fwd only)		84-95	-4103-					Y	1	6014	
Delta 88, 98 (fwd only)		85-99	4107					Y	1	6021	
LSS		96-01	4107					Y	1	6021	
Toronado		79-85	-4106-					Y	1	6015	
Plymouth Cars / Truck											
Acclaim		89-95	4105					Y	1	6013	
Caravelle		85-88	4105					Y	1	6013	
Reliant		81-94	4105					Y	1	6013	
Sundance		87-93	4105					Y	1	6013	
Pontiac Cars / Van / SUV											
6000		82-91	-4103-					Y	1	6014	
Bonneville (fwd only)		00-05	4105					Y	1	6013	
Bonneville (fwd only)		87-99	4107					Y	1	6021	
Firebird, Trans Am		82-02	4103					Y	1	6014	
Ram Vans											
Caravan, Grand Caravan		08-16	4169						1	6013	
Ram 1500 Pickup Truck (for Dodge trucks before 2010 see Dodge listing)											
Ram 1500 (2WD, 4WD) (not Power Ram or Rebel)	Y	10-22	2595					Y	2	9047	
Ram 1500 (2WD, 4WD) (not Power Ram or Rebel)	Y	19-22	4130		2836	2835		Y	1	6134	
Ram 1500 (2WD, 4WD) (not Power Ram or Rebel)	Y	10-18	4185		2838	2837		Y	1	6133	

UPGRADE YOUR SET UP
see products on page 6



App
2610



Single Analog
2158



Dual Analog
2178

0000 = Ride-Rite™ 0000 = Coil-Rite™ 0000 = RED Label

sw = Station Wagon

fwd = Front Wheel Drive

rwd = Rear Wheel Drive

Y = Yes

APPLICATION GUIDE

Make/Model	In-bed Hitch Compatible	Year	REAR APPLICATIONS							FRONT APPLICATIONS	
			Rear Kit	RED Label	All-In-One Wireless	All-In-One Analog	No Drill	Time (hours)	Replacement Air Spring	Front Kit	Replacement Air Spring
Ram 2500 Pickup Truck (for Dodge trucks before 2010 see Dodge listing)											
Ram 2500 (2WD, 4WD)	Y	14-22	2598	2706	2840	2839	Y	1.5	6873 8873	4193	6103
Ram 2500 (2WD, 4WD)	Y	13	2299	2701	2848	2805	Y	1.5 2.5	6401 8401		
Ram 2500 (2WD, 4WD)	Y	10-12	2299	2701	2848	2805	Y	1.5 2.5	6401 8401		
Ram 3500 Pickup Truck (for Dodge trucks before 2010 see Dodge listing)											
Ram 3500 (2WD only) (not factory air assist)	Y	14-22	2616				Y	1.5	6401	4193	6103
Ram 3500 (4WD only) (not factory air assist)	Y	13-22	2615	2710	2842	2841	Y	1.5	6401 8401	4193	6103
Ram 3500 (2WD, 4WD)	Y	10-12	2299	2701	2848	2805	Y	1.5 2.5	6401 8401		
Ram Commercial Vehicles (vehicles without factory bed) (for Dodge trucks before 2010 see Dodge listing)											
Ram 3500 HD (2WD, 4WD)		10-22	2478 +					2	6781		
Ram 4500, 5500 (2WD, 4WD) (requires 2" clearance above frame)		10-22	2404 ***					2	7714		
Ram 3500 (4WD only) (dually only, with box delete)	Y	10-12	2299	2701	2848	2805	Y	1.5 2.5	6401 8401		
Saturn Van											
Relay		05-07	4155				Y	1	6020		
Scion Cars											
xA		04-07	4136				Y	1	6014		
xB		08-16	4136				Y	1	6014		
Sterling Commercial Vehicles (vehicles without factory bed)											
Bullet (2WD, 4WD) (cab & chassis)		08-09	2478 +					2	6781		
Toyota Cars											
ECHO		01-05	4118				Y	1	6118		
Prius		10-17	4136				Y	1	6014		
Yaris		07-16	4136				Y	1	6014		


Minimum tire to frame clearance requirements (check both sides): * = 7.50" ** = 3.00" *** = 9.50" + = 8.00" ++ = 6.00" +++ = 6.50" -0000- While supplies last # = Use spacer kit 2366 with lifted models ## = Use spacer kit 2366 with Z71 with Trail Boss and High Country

DO NOT EXCEED THE VEHICLE'S RECOMMENDED GROSS VEHICLE WEIGHT RATING (GVWR).
Designed for stock vehicles. Cannot guarantee all fitments and compatibility with all aftermarket products.

APPLICATION GUIDE

Make/Model	In-bed Hitch Compatible	Year	REAR APPLICATIONS						FRONT APPLICATIONS			
			Rear Kit	RED Label	All-In-One Wireless	All-In-One Analog	No Drill	Time (hours)	Replacement Air Spring	Front Kit	Replacement Air Spring	
Toyota Vans												
Sienna (not AWD)		04-22	4155					Y	1	6020		
Sienna		98-03	4118					Y	1	6118		
Toyota SUVs												
RAV4 (2WD, 4WD)		07-18	4174					Y	1	6028		
FJ Cruiser		07-14	4135					Y	2	6024		
4Runner		98-21	4135					Y	2	6024		
Sequoia (with rear coil springs) (Not TRD Pro)		17-22	4124					Y	1	6007		
Sequoia (with rear coil springs)		08-16	4164					Y	1	6009		
Sequoia		01-07	4124					Y	1	6007		
Land Cruiser		08-22	4164					Y	2	6009		
Land Cruiser		91-07	4124					Y	1	6007		
Toyota Pickup Trucks												
Tacoma (2WD only)		05-22	2410					Y	1.5	6762		
Tacoma Prerunner (2WD only)		05-22	2407		2832	2831		Y	1.5	6766		
Tacoma Prerunner (2WD only)		95-04	2304 #						2	6781		
Tacoma (4WD only)		05-22	2407		2832	2831		Y	1.5	6766		
Tacoma (4WD only)		95-04	2304 #						2	6781		
Tundra (2WD, 4WD), TRD	Y	07-21	2445		2858	2811		Y	1.5 2.5	6410		
Tundra TRD (2WD only)	Y	00-06	2245						2	6781		
Tundra (4WD only)	Y	00-06	2245						2	6781		

UPGRADE YOUR SET UP
see products on page 6



0000 = Ride-Rite™ 0000 = Coil-Rite™ 0000 = RED Label

sw = Station Wagon

fwd = Front Wheel Drive

rwd = Rear Wheel Drive

Y = Yes

APPLICATION GUIDE

Make/Model	Year	REAR APPLICATIONS							FRONT APPLICATIONS		
		In-bed Hitch Compatible	Rear Kit	RED Label	All-In-One Wireless	All-In-One Analog	No Drill	Time (hours)	Replacement Air Spring	Front Kit	Replacement Air Spring
Volkswagen Cars											
CC	09-18	4176					Y	1	6027		
Beetle (not turbo)	12-22	4176					Y	1	6027		
Beetle Turbo	12-22	4175					Y	1	6026		
Eos	07-16	4176					Y	1	6027		
Golf	11-19	4176					Y	1	6027		
Golf GTI	07-19	4176					Y	1	6027		
Golf TDI	11-18	4176					Y	1	6027		
Golf Sport Wagen	16-22	4176					Y	1	6027		
Jetta	12-22	4176					Y	1	6027		
Jetta (not TDI)	07-10	4175					Y	1	6026		
Jetta Sport Wagen	12-13	4176					Y	1	6027		
Jetta Sport Wagen	09-10	4176					Y	1	6027		
Passat	12-22	4176					Y	1	6027		
Passat (not TDI)	98-06	4105					Y	1	6013		
Passat Wagen	07-09	4175					Y	1	6026		
Volkswagen Van											
Routan	09-12	4169						1.5	6013		
Volkswagen SUV											
Atlas	18-22	4175					Y	1	2026		
Tiguan	09-22	4176					Y	1	6027		


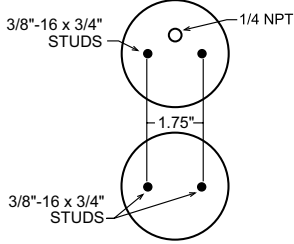
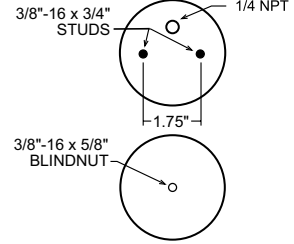
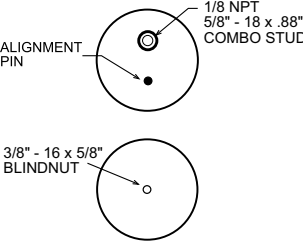
Minimum tire to frame clearance requirements (check both sides): * = 7.50" ** = 3.00" *** = 9.50" += 8.00" ++ = 6.00" +++ = 6.50"
 -0000- While supplies last # = Use spacer kit 2366 with lifted models ## = Use spacer kit 2366 with Z71 with Trail Boss and High Country
DO NOT EXCEED THE VEHICLE'S RECOMMENDED GROSS VEHICLE WEIGHT RATING (GVWR).
 Designed for stock vehicles. Cannot guarantee all fitments and compatibility with all aftermarket products.


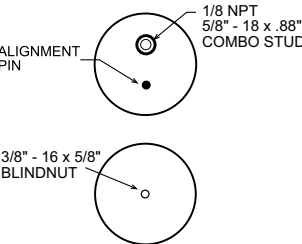
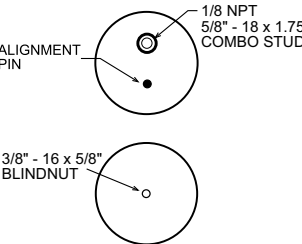
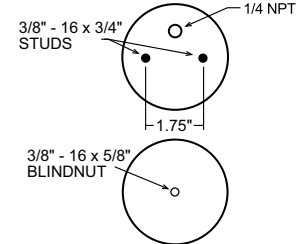
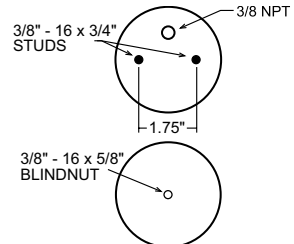
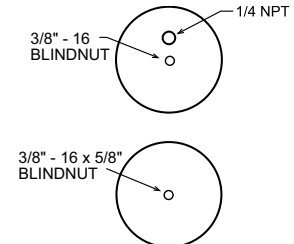
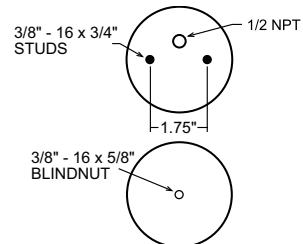
TOW LIKE A PRO



Standard air springs – up to 100 PSI


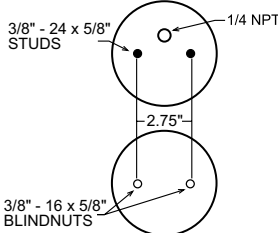
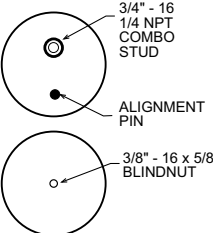
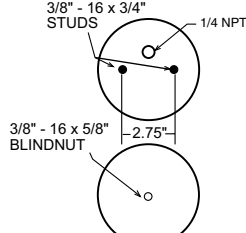
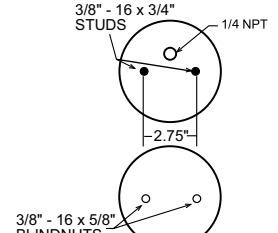
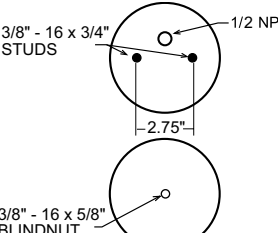
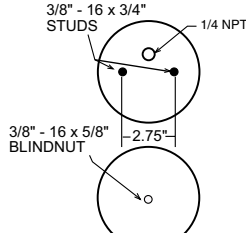
Ride-Rite is the original air spring provider, offering a wide variety of load-leveling solutions. Spring types include double convoluted, reversible sleeve, and tapered sleeve. Use this section to determine replacement air springs or the right air spring for your custom build.


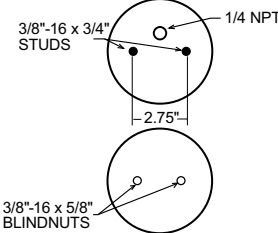
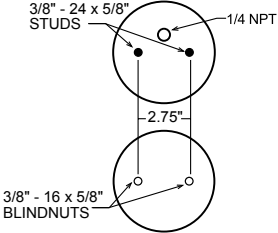
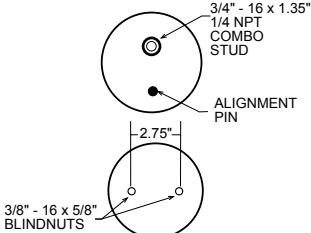
<p>268C</p>  <p>Compressed Height 2.80" Extended Height 7.00" Ride Height 4.50" - 5.50" Max. Diameter 6.40"</p> <p>1,600 lbs per air spring*</p>	<p>6764</p>  <p>3/8"-16 x 3/4" STUDS 1/4 NPT 1.75" 3/8"-16 x 3/4" STUDS</p>	<p>6762</p>  <p>3/8"-16 x 3/4" STUDS 1/4 NPT 1.75" 3/8"-16 x 5/8" BLINDNUT</p>	<p>6766</p>  <p>1/8 NPT 5/8" - 18 x .88" COMBO STUD ALIGNMENT PIN 3/8" - 16 x 5/8" BLINDNUT</p>
---	---	---	---


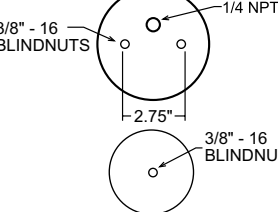
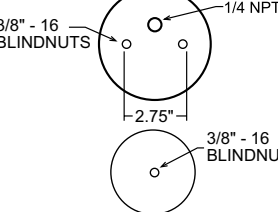
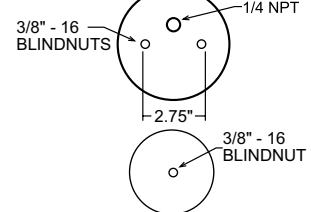
<p>267C 1.5</p>  <p>Compressed Height 2.80" Extended Height 8.30" Ride Height 5.50" - 6.50" Max. Diameter 6.60"</p> <p>2,400 lbs per air spring*</p>	<p>6397</p>  <p>1/8 NPT 5/8" - 18 x .88" COMBO STUD ALIGNMENT PIN 3/8" - 16 x 5/8" BLINDNUT</p>	<p>6410</p>  <p>1/8 NPT 5/8" - 18 x 1.75" COMBO STUD ALIGNMENT PIN 3/8" - 16 x 5/8" BLINDNUT</p>	<p>6781</p>  <p>1/4 NPT 3/8" - 16 x 3/4" STUDS 1.75" 3/8" - 16 x 5/8" BLINDNUT</p>
	<p>6782</p>  <p>3/8" NPT 3/8" - 16 x 3/4" STUDS 1.75" 3/8" - 16 x 5/8" BLINDNUT</p>	<p>6784</p>  <p>1/4 NPT 3/8" - 16 BLINDNUT 3/8" - 16 x 5/8" BLINDNUT</p>	<p>7882</p>  <p>1/2 NPT 3/8" - 16 x 3/4" STUDS 1.75" 3/8" - 16 x 5/8" BLINDNUT</p>

* Load is nominal @100 PSI. Load will vary with height & pressure.

SERVICE AIR SPRINGS & TECH SPECS


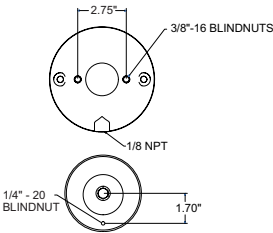
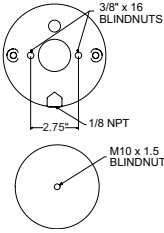
<p>224C</p>  <p>Compressed Height 3.00" Extended Height 8.91" Ride Height 5.50" - 7.00" Max. Diameter 7.52</p> <p>2,500 lbs per air spring*</p>	<p>0335</p> 	<p>6401</p> 	<p>6873</p> 
	<p>6859</p> 	<p>6776</p> 	<p>6872</p> 


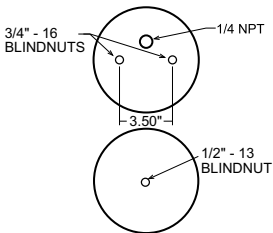
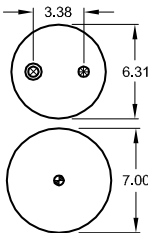
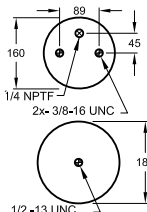
<p>26C</p>  <p>Compressed Height 2.80" Extended Height 7.00" Ride Height 4.50" - 5.50" Max. Diameter 6.40"</p> <p>2,800 lbs per air spring*</p>	<p>7714</p> 	<p>7325</p> 	<p>7701</p> 
--	--	---	--


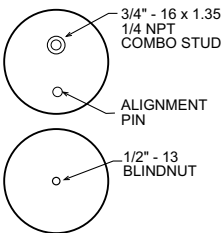
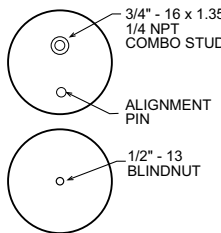
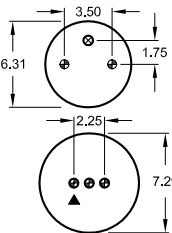
<p>110/70</p>  <p>Max. Diameter 5.70"</p> <p>1,500 lbs per air spring*</p>	<p>9000</p>  <p>Compressed Height 6.25" Extended Height 10.25" Ride Height 8.25"</p>	<p>9001</p>  <p>Compressed Height 4.37" Extended Height 8.37" Ride Height 6.38"</p>	<p>9002</p>  <p>Compressed Height 5.25" Extended Height 9.25" Ride Height 7.25"</p>
---	--	--	---

* Load is nominal @100 PSI. Load will vary with height & pressure.

SERVICE AIR SPRINGS & TECH SPECS

<p>140/95</p>  <p>Max. Diameter 6.44" 1,500 lbs per air spring*</p>	<p>9047</p>  <p>Compressed Height 8.00" Extended Height 17.80" Ride Height 11.34"</p>	<p>9055</p>  <p>Compressed Height 6.50" Extended Height 13.50" Ride Height 8.90"</p>	
---	---	---	--

<p>1T14C1</p>  <p>3,200 lbs per air spring*</p>	<p>2107</p>  <p>Compressed Height 4.25" Extended Height 13.60" Ride Height 9.80" Max. Diameter 9.10"</p>	<p>2131</p>  <p>Compressed Height 3.20" Extended Height 12.25" Ride Height 6.60" Max. Diameter 6.62"</p>	<p>5311</p>  <p>Compressed Height 5.40" Extended Height 14.30" Ride Height 9.25" Max. Diameter 6.62"</p>
--	---	--	--

<p>1T14C3</p>  <p>3,200 lbs per air spring*</p>	<p>5294</p>  <p>Ride Height 6.00" Maximum Diameter 9.20"</p>	<p>5295</p>  <p>Ride Height 6.70" Maximum Diameter 9.20"</p>	<p>5412</p>  <p>Ride Height 11.00" Maximum Diameter 6.62"</p>
---	--	---	---


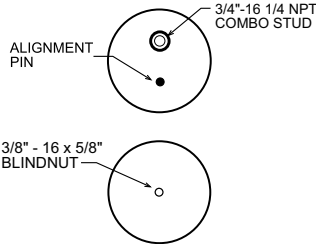
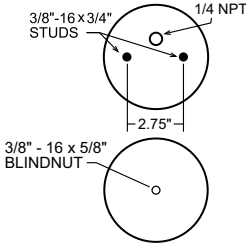

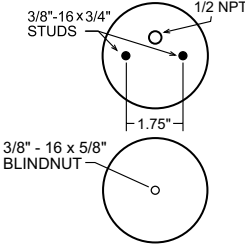
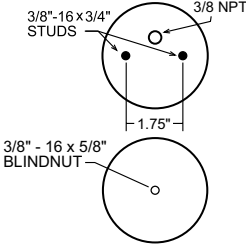
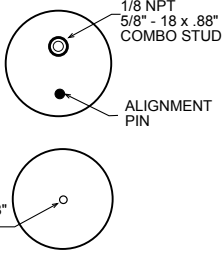
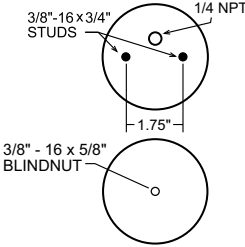
* Load is nominal @100 PSI. Load will vary with height & pressure.

FOR THOSE WHO DEMAND MORE

RED Label™ Extreme Duty air springs – up to 150 PSI per air spring

Firestone continues to raise the bar on high pressure and high-quality air springs with our RED Label™ edition. The air spring operates up to 150 PSI and has a test pressure of 400 PSI. The RED Label™ parts are not intended to supplement the standard air springs in the standard Ride-Rite™ kits. The RED Label™ parts are intended for use with RED Label™ kits or on custom applications only.



<p>224C</p>  <p>Compressed Height 3.00" Extended Height 8.91" Ride Height 5.50" - 7.00" Max. Diameter 7.52"</p> <p>3,750 lbs per air spring*</p>	<p>8401</p> 	<p>8873</p> 	
<p>267C 1.5</p>  <p>Compressed Height 2.80" Extended Height 8.30" Ride Height 5.50" - 6.50" Max. Diameter 6.60"</p> <p>2,800 lbs per air spring*</p>	<p>7671</p> 	<p>7703</p> 	<p>8397</p> 
	<p>8781</p> 		

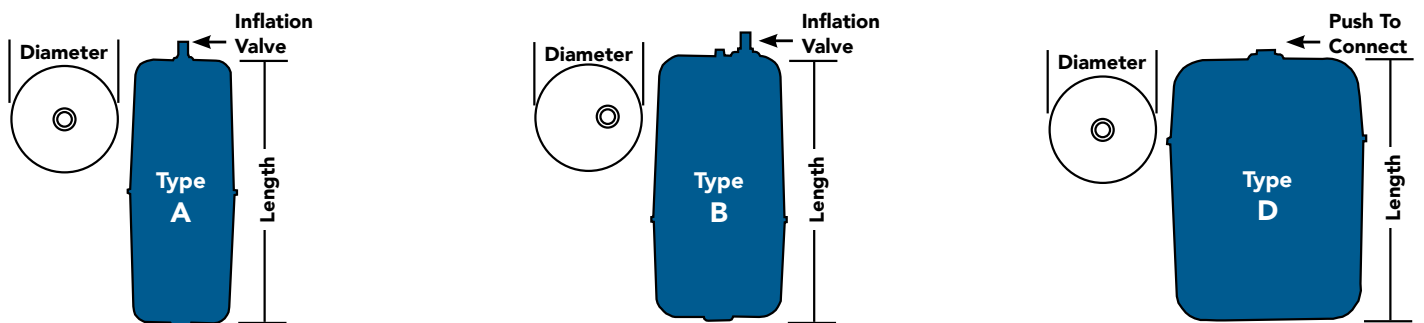
* Load is nominal @100 PSI. Load will vary with height & pressure.

THE NEXT LEVEL FOR COIL SPRINGS



Service parts and tech specs

Coil-Rite air helper springs are designed to fit inside existing coil springs to create a variable spring rate for a variety of cars, minivans, light trucks, RVs and SUVs.

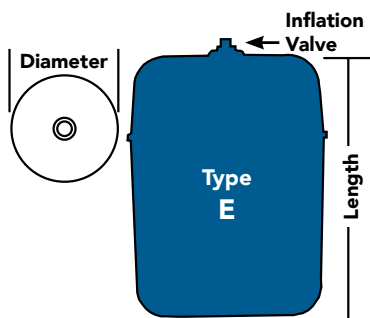


COIL-RITE™ SERVICE PARTS & TECH SPECS



Coil-Rite™ spring	Diameter	Length	Type
6003	4.75"	10.00"	D
6005*	5.50"	5.00"	D
6006*	5.50"	7.00"	D
6007*	5.50"	8.00"	D
6009*	5.50"	10.00"	D
6013*	4.00"	5.00"	D
6014*	4.00"	8.00"	D
6015*	4.00"	9.00"	D
6017*	4.75"	4.00"	D
6018*	4.00"	7.00"	D
6020*	4.75"	6.50"	D
6021*	4.75"	9.00"	D
6023*	4.75"	12.00"	D
6024*	4.75"	7.50"	D
6026*	3.56"	8.75"	D
6027	3.56"	7.00"	D
6028*	4.00"	6.00"	D
6100	3.56"	10.50"	A
6102*	4.00"	11.00"	B
6103*	4.75"	10.00"	E
6106*	5.50"	7.00"	E
6111*	4.00"	8.00"	E
6118*	4.00"	7.00"	E
6125*	4.00"	11.00"	E
6133	4.38"	11.00"	E
6134	5.00"	11.00"	E

Please note that items labeled with an "*" are available in kit form only.



AIR ACCESSORY SYSTEMS

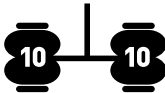



Air supply kits

On-board air source for inflating air springs, tires, rafts, and other pneumatic components. Kits include a compressor, an air tank, and a 25 ft. extension hose.

AIR SUPPLY KITS			
KIT NUMBER	AIR COMPRESSOR	AIR TANK	HOSE
2047	0-30psi/14sec 0-60psi/35sec  9499	1/2 Gallon Tank  9124	25' Airhose  9006
2239	0-30psi/14sec 0-60psi/35sec  9499	3 Gallon Tank  9127	25' Airhose with Gauge  2311

Height control valve kits

Automatically control the air spring height. Choose single or dual height leveling. **Requires Air Command™ or Air Supply system.** Kit includes installation hardware.

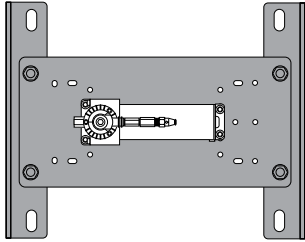
HEIGHT CONTROL VALVE KITS		
KIT NUMBER	SINGLE OR DUAL-LEVELING	VALVE(S)
2186	Single-leveling 	1/8" NPT Ports 
2017	Dual-leveling 	1/8" NPT Ports 

AIR ACCESSORY MOUNTING KITS

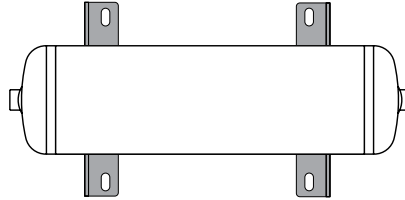
Mounting solutions

Firestone's Air Accessory mounting kits allow pre-assembly of the entire air accessory system, or simply a compressor and/or tank. The mounting plate with attached accessories can then be easily attached to the frame—without drilling—using the provided bail clamps.

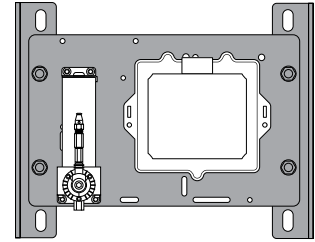
INSTALLATION EXAMPLES USING AIR ACCESSORY MOUNTING KITS



AIR COMPRESSOR



AIR TANK



AIR COMPRESSOR AIR TANK
(Air Compressor and ECU)




AIR SUPPLY KITS



KIT NUMBER	USED TO MOUNT	KIT COMPONENTS	WORKS WITH THESE KITS
2496	Air Tanks		All Firestone tanks except 9166
2497	Compressors		For use with All-In-One Analog kits and kits below 2097 9284 2219 9287 2538 9377 9499
2530	Air Tank and Compressor		2047 2266 2168 2543 2198 2549 2232 2591* 2239 2592*
2612	Compressor		2158 2610 2178 9235 2538

CONTROL PANELS

Control panel service parts

Add control panels to existing air supply setups to offer air pressure control at the flip of a switch. See important note below about electric and pneumatic options.

METAL CONTROL PANELS					
SINGLE CONTROL		DUAL CONTROL		MONITORING ONLY	
					
4.38" x 2.75"		5.75" x 2.75"		3" x 2.75"	
Pneumatic		Pneumatic		Monitoring gauge	
	Replacement gauge (2.03" dia.)		Replacement gauge (2.07" dia.)		
White	2225	9181	White	2241	9201
Black	2149		Black	2145	
Electric		Electric			
	Replacement gauge (2.03" dia.)		Replacement gauge (2.07" dia.)		
White	2229	9181	White	2260	9201
Black	2191				

PLASTIC CONTROL PANELS					
SINGLE CONTROL		DUAL CONTROL			
					
5.25" x 2.73"		6.50" x 2.9"			
Pneumatic		Pneumatic			
	Replacement gauge		Replacement gauge		
White	2570	9181	White	2574	9201
Electric		Electric			
	Replacement gauge		Replacement gauge		
White	2572	9181	White	2576	9201

REPLACEMENT SWITCH – ALL CONTROL PANELS	
Pneumatic	9074 - With air tank
Electric	9039 - No air tank

How do I know if I need a pneumatic or an electric control panel?





- Pneumatic control panels are used in systems that utilize tanks and pull air from the tank
- Electric control panels activate the compressor directly and do NOT require a tank

What is the difference between single and dual control panels?

- Single control panels inflate and deflate one pair of air springs
- Dual control panels inflate and deflate two individual air springs or two pairs

Air compressors

Firestone air compressors are included in all Air Command™ systems, though they may be purchased separately. All Firestone compressors are direct drive compressors (no oil or belts), so the compressors can be mounted in any position, including upside down. Compressors should be mounted in a clean air location. Mounting holes are 3/16".

AIR COMPRESSORS											
9523		9499				9287					
											
Compressor dimensions		Drill hole dimensions		Compressor dimensions		Drill hole dimensions		Compressor dimensions		Drill hole dimensions	
Length	7.63"	Length	5.50"	Length	8.00"	Length	7.19"	Length	11.24"	Length	8.31"
Width	2.11"	Width	1.41"	Width	3.95"	Width	3.31"	Width	3.94"	Width	3.31"
Height	4.31"			Height	6.30"			Height	6.85"		
9164											
				<h3>DO NOT SUBMERGE</h3> <p>The compressors are designed to withstand the normal driving conditions of debris and moisture. Care should be taken that the compressors are not submerged into water.</p>							
Compressor dimensions											
Length	12.54"										
Width	5.65"										
Height	8.86"										

AIR COMPRESSORS	Part no.	Max. air pressure	Air tank use (up to gal.)	Duty cycle†	Max. AMP draw	0 - 30 PSI*	0-60 PSI*	Warranty** (yr)	Repl. filter	CFM @ 100 PSI*
Standard Duty	9523	120 PSI (8.3 BAR)	n/a	9%	13 AMPS	17 sec.	42 sec.	1	-	.32
Heavy Duty	9499	150 PSI (10.4 BAR)	3	30%	13 AMPS	14 sec.	35 sec.	2	-	.40
Extreme Duty	9287	150 PSI (10.4 BAR)	6	100%	23 AMPS	7 sec.	18 sec.	2	9350	.94
Xtreme -alt	9164	100 PSI (6.9 BAR)	6	100%	28 AMPS	11 sec.	24 sec.	2	-	-

* Indicates flow rate - how long it takes to fill a 1/2 gallon air tank.
 ** See product-specific warranty guidelines for more information regarding warrantable manufacturing defects.
 †Duty cycle: time compressor is on.

SERVICE PARTS

Find parts and tools

Service parts include air fittings, switches, valves, and more. Some common parts include bulk bags to give professional installers the parts they need, when they need them.

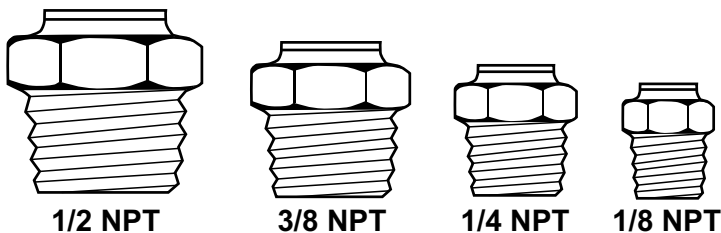
	NAME	PART	DESCRIPTION	QUANTITY
	Inflation valve	3467	1/4" tubing	RETAIL PACK OF 2
		3457	1/4" tubing	BULK BAG OF 6
		3032	1/4" tubing	BULK BAG OF 25
	Male connector	3465	1/4" tubing - 1/8 NPT	RETAIL PACK OF 2
		3463	1/4" tubing - 1/4 NPT	
		3454	1/4" tubing - 1/8 NPT	BULK BAG OF 6
		3455	1/4" tubing - 1/4 NPT	
		3046	1/4" tubing - 1/4 NPT	
	Male elbow	3462	1/4" tubing - 1/4 NPT	RETAIL PACK OF 2
		3456	1/4" tubing - 1/4 NPT	BULK BAG OF 6
		3128	1/4" tubing - 1/8 NPT	BULK BAG OF 25
		3031	1/4" tubing - 1/4 NPT	
	Union T (Push-To-Connect)	3461	1/4" tubing	RETAIL PACK OF 1
		3453	1/4" tubing	BULK BAG OF 6
		3025	1/4" tubing	BULK BAG OF 25
	Male branch swivel T	3273	1/4" tubing - 1/4 NPT	BULK BAG OF 25
	Pressure switch	9016	1/8 NPT male, 90-120 PSI	RETAIL PACK OF 1
		9193	1/8 NPT male, 100-150 PSI	
	Pressure switch	9401	1/8 NPT male, 90-120 PSI	RETAIL PACK OF 1
		9402	1/8 NPT male, 110-145 PSI	
	Compressor check valve	3468	1/8 NPT	RETAIL PACK OF 1

	NAME	PART	DESCRIPTION	QUANTITY
	Compressor T	3066	1/4" tubing - 1/8 NPT	RETAIL PACK OF 1
	Union	3466	1/4" tubing	RETAIL PACK OF 1
		3079	1/4" tubing	BULK BAG OF 25
	Tubing cutter	9009	Cuts air line squarely and cleanly	RETAIL PACK OF 1
	Coil-Rite™ elbow fitting	3438	Shrader to Push-To-Connect	RETAIL PACK OF 1
	Coil-Rite™ straight fitting	3439	Shrader to Push-To-Connect	RETAIL PACK OF 1
	Inflation valve bracket	7560		RETAIL PACK OF 1
	Fuse tap kit	2526	The fuse tap kit provides an easy, low-impact method to connect the wire harness to the fuse box without splicing or soldering. Keeps the original circuit intact.	RETAIL PACK OF 1
	Extension hoses	9006	25-ft. extension hose	RETAIL PACK OF 1
		2311	25-ft. extension hose with gauge	

Helpful Tools

The scale shown below may be used to assist in identifying the correct NPT (National Standard Taper Pipe Thread) fitting. Thread sealant is applied to the tapered threads. If the fitting is removed, use Teflon™ tape during reinstallation to prevent air leaks.

SHOWN ACTUAL SIZE



NPT Size	Nominal outside diameter
1/2	0.840"
3/8	0.675"
1/4	0.540"
1/8	0.405"

SERVICE PARTS

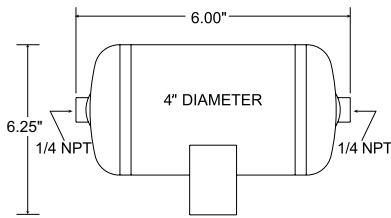
		NAME	PART	DESCRIPTION		
	Dealer fitting pack 1	2359	Includes 4 each: 1/4" union Ts, inflation valves, 1/4 NPT elbow fittings.			
	Dealer fitting pack 2	2360	Includes 4 each: 1/4" union Ts, inflation valves, 1/4 NPT elbow fittings. Includes 2 each: 1/4" unions, 1/4 NPT straight fittings.			
	Dealer fitting pack 3	2395	Includes 6 each: 1/4 NPT elbow fittings, inflation valves. Includes 2 each: Union Ts, 1/4 NPT straight fittings, union fittings. Also includes 100' of 1/4" air line tubing.			
	Dealer fitting pack 4	2567	Includes 4 each: 1/4" union Ts, inflation valves, 1/8 NPT straight fittings.			
	Ride-Rite™/Sport-Rite™ air line service kit	2012	Includes 18' of red 1/4" air line, two 1/4 NPT elbow fittings, one union T, and two inflation valves.			
	Air line tubing		SIZE	LENGTH	COLOR	
		9416	1/4"	30'	Red	
		9145	1/4"	100'	Red	
		9153	1/4"	30'	Black	
		0006	Coil-Rite™ 90° tubing	18'	Blue	
		0048	Coil-Rite™ straight tubing	18'	Blue	

Expand your air supply capabilities in the field

Firestone offers a wide selection of air tanks ranging from 1/4 gallon to 20 gallons. These air tanks are coated internally and externally to resist corrosion. They are tested to SAE J10 compliance and are capable of 150 PSI maximum pressure. **All tanks are made in the USA.**

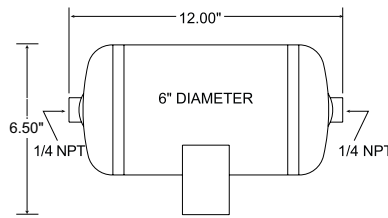
1/4 gallon air tank

9166

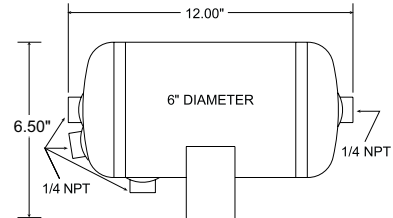


1 gallon air tanks

9125

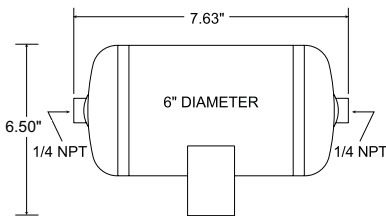


9244



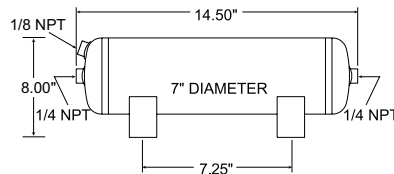
1/2 gallon air tank

9124

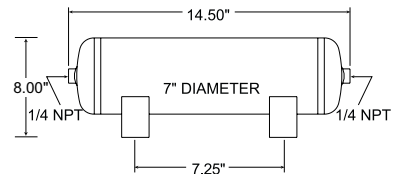


2 gallon air tanks

9420

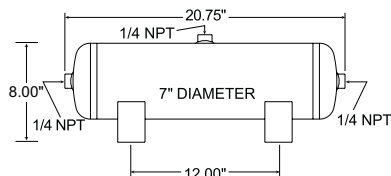


9126

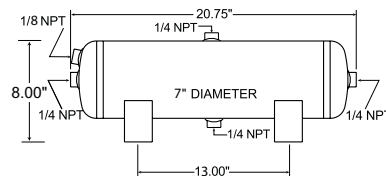


3 gallon air tanks

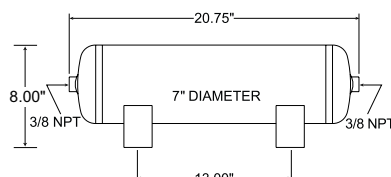
9148



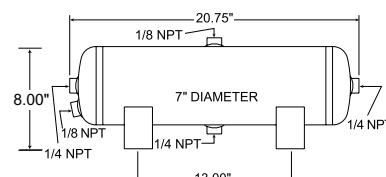
9227



9229



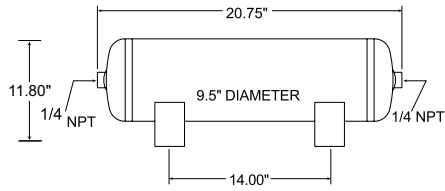
9245



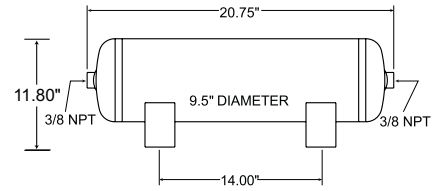
AIR TANKS

5 gallon air tanks

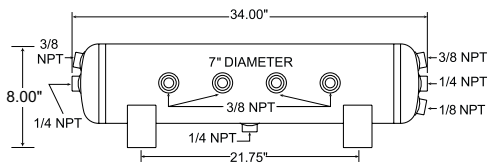
9191



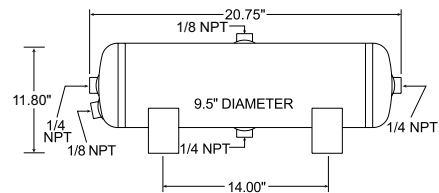
9231



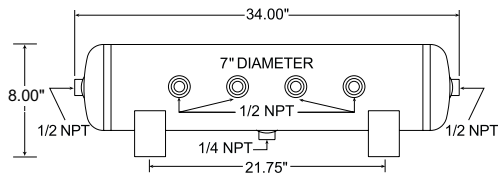
9242



9246

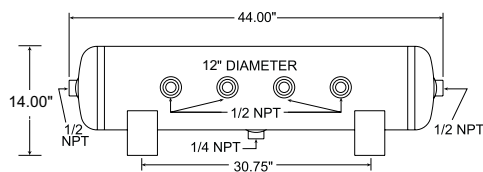


9248



20 gallon air tank

9277



What's covered

Firestone Industrial Products Company's Ride-Rite™ kits, components, and accessories are warranted against defects in workmanship and materials. This only applies to Firestone manufactured light duty kits.*

What's not covered

This limited warranty does not cover service or labor charges, freight or customs charges, lost wages due to down-time, neglect, abuse, misuse, misapplications, improper installation, failure due to external conditions or interference, overloading or alterations to the product, wear and tear, if bought from eBay, Craigslist, or other non-dealer sources, or custom applications.*

The information on the following pages was developed to illustrate common types of failures that may occur and to assist you in determining the cause and corrective action required.

What's the period of coverage*

RIDE-RITE™, SPORT-RITE™, COIL-RITE™ KITS	
Air Springs	Hardware & Brackets
Limited Lifetime	2 Years

AIR-RITE™ ACCESSORIES	
Bumpers, Hardware, Fittings & Air Line	
2 Years	
Air Compressor	
1-2 Years (depending on model, refer to the website for specifics)	

* Firestone reserves the right to change product components, specifications, and/or designs at any time for any reason without obligation to retrofit prior versions. Firestone supplies air springs to other manufacturers, including air, hitch, and other suspension companies. The air spring and component warranties for non-Firestone manufactured kits and systems are covered by the manufacturer of those products.

Ride-Rite™ Warranty Evaluation Guide

Firestone air springs are designed to provide years and thousands of miles of trouble-free service. The durability of Firestone air springs is such that they will often outlast other maintenance items on your suspension, such as bushings, shocks, and other components. Ride-Rite™ air springs are warranted to be free of material defects and/or workmanship for as long as the original purchaser owns the vehicle on which it was originally installed. The hardware and brackets which accompany the air spring are warranted for a period of twenty-four (24) months. This limited warranty begins on the original retail delivery date. Firestone may provide replacement parts if the hardware and/or brackets were determined by Firestone to be warrantable. All labor and incidental costs associated with replacing the defective air spring are the responsibility of the consumer.

Firestone offers a complete line of air springs, with products available for a variety of applications. Since each individual air spring is closely examined and pressure tested at the factory, the vast majority of warranty claims are found not to be defective; and failure typically occurs because of abuse caused by other problems associated with the suspension or a lack of sufficient air pressure.

Firestone

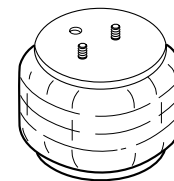
Firestone Industrial Products

Web: riderite.com
Email: rrtech@fsip.com

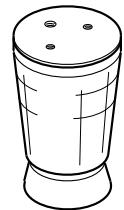
If emailing, please include the following:

- Name
- Phone
- Address
- Vehicle Make/Model/Year/Trim level
- Kit part number, if known
- Where and when you purchased the kit
- Brief description of issue
- Photos are helpful to identify part numbers and failure mode. If you cannot provide photos, Firestone can provide a shipping label for you to return the parts with a copy of the retail receipt for inspection.

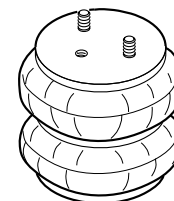
Product verification required; photos of claim can be used lieu of returning defective product.



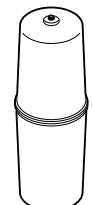
Single
Convoluted



Tapered
Sleeve



Double
Convoluted



Coil-Rite™
Air Spring

WARRANTY GUIDE

Coverage

Firestone air springs are designed and built to the highest of standards and will provide years and thousands of miles of trouble-free service. Most failures are caused by improper application, installation, misuse, and abuse. The following examples are common failures that are NOT covered under warranty.



Puncture

Rubber bellows close-up

Appearance or Condition

- Irregular shaped cut in the bellows

Possible Causes

- Debris punctured the bellows
- Mounted too close to a sharp object



Bent Alignment Pin

Convuluted shown

Appearance or Condition

- One side of alignment pin is pushed down toward the bead plate
- Marring or semicircular gouge in the top of the alignment pin
- Pin pushed in

Possible Causes

- Alignment pin was not installed into the alignment pin hole in the bracket
- Attachment hardware not tightened



Abrasion

Convuluted shown

Appearance or Condition

- Hole rubbed into side of bellows or in area that rolls over piston (sleeve style)

Possible Causes

- Contacting a vehicle or other suspension component
- Inadequate air pressure
- Road debris
- Oversized tire contact
- Snow chain contact
- Inadequate tire to frame clearance



Circumferential Cuts

Convuluted shown

Appearance or Condition

- Bellows cut or separated around the perimeter of bead plate or piston

Possible Causes

- Too much air pressure, over extended for long periods of time
- Bottoming out
- Air spring overextended
- Normal wear and tear over years of usage



Bent or Broken Brackets & Bolts

Appearance or Condition

- Distorted shape
- Possible cracking or “tearing”

Possible Causes

- Not enough air pressure in the system for the load
- Overloading the vehicle/air springs
- Bottoming out



Broken Piston

Appearance or Condition

- Cracked or broken piston

Possible Causes

- Road debris
- Not enough pressure in the system for the load
- Overloading the vehicle/air springs
- Installed height of air spring too short
- Bottoming out

Bottom of tapered sleeve shown (Sport-Rite™ application).

Bottoming Out

Appearance or Condition

- Bent brackets or beadplates
- Broken girdle hoop (convoluted parts), caps or pistons (sleeve parts)
- Cuts near the bead plates, caps, or pistons
- Leaking around blind nuts

Possible Causes

- Installation height is too low, resulting in air spring too short
- Not maintaining the minimum air pressure
- Not enough air pressure for the load
- Overloading the vehicle/air springs



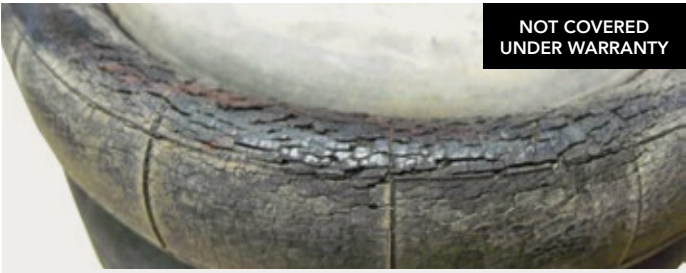
High Temperature / Over Inflation

Appearance or Condition

- Tear in the side of the part, material seems thin or “stretched”

Possible Causes

- Exposed to high temperature for long periods of time (too close to exhaust)
- Over inflation (see manual for max operating pressure)



Cracked / Hard Bellows

Appearance or Condition

- Cracking in bellows around bead plates and caps or where the sleeve rolls over the piston
- Hard to the touch, no longer flexible

Possible Causes

- Exposed to high temperature for long periods of time
- Old air spring – Rubber ages and will wear out eventually; the air spring is not warrantable and needs to be replaced
- Normal appearance after product’s end of life

Convoluted shown

Coverage

Do not open or disassemble your compressor, or spray with WD-40, to troubleshoot an issue. The compressor images below are for reference only. Do not take apart your compressor. This voids your warranty. Check out riderite.com for more warranty information.

NOT COVERED UNDER WARRANTY



Compressor Cylinder Body

Appearance or Condition

- Compressor will not start
- Compressor will not pump air


Possible Causes

- Compressor was submerged
- Compressor inlet has pulled in moisture from environment

Possible Solutions

- Replace compressor
- Snorkel air filter to a dry, dust free location (max. 6ft.)

NOT COVERED UNDER WARRANTY



Crank and Rod

Appearance or Condition

- Compressor will not start
- Compressor will not pump air


Possible Causes

- Compressor was submerged
- Compressor inlet pulled in moisture from environment

Possible Solutions

- Replace compressor
- Snorkel air filter to a dry, dust free location (max. 6ft.)

NOT COVERED UNDER WARRANTY



Inlet Plate

Appearance or Condition

- Rust around threads of inlet port
- Compressor will not pump air
- Compressor runs at high current (blows fuses)

Possible Causes

- Compressor was submerged
- Air filter assembly was not installed properly

Possible Solutions

- Replace compressor
- Snorkel air filter to a dry, dust free location (max 6ft)

NOT COVERED UNDER WARRANTY



Brushes / End Plate / Motor Housing

Appearance or Condition

- Compressor will not start

Possible Causes

- Compressor was submerged
- Compressor has stuck brushes

Possible Solutions

- Lightly tap on compressor motor housing farthest from compressor head
- Replace compressor

TECHNICAL TIPS & FREQUENTLY ASKED QUESTIONS

Air spring alignment

Air spring alignment is important to the operation of your air spring kit. Upon installation, visually align the air spring. Most kits allow for adjustment of the upper and lower brackets to assist in making the air springs vertical. In most instances, position the upper and lower brackets so that they are parallel. Remember to maintain proper design height. Refer to the installation manual for kit-specific procedures.

Push-To-Connect fittings

Firestone's push-to-connect air fittings are extremely easy to use. Once the length of the air line has been selected to span the distance from the air springs to the inflation valves, simply use a sharp knife or tube cutter (9009) to cut the air line as square as possible (Do NOT use side cutters or other devices that may smash the end of the air line). Then, push the air line into the fitting as far as possible.

Air spring pressure

Never run the air spring under the minimum recommended pressure. Never exceed the maximum recommended pressure.

Heat sources

Make sure there is at least 6" of clearance between the air spring and the nearest heat source. Kits for vehicles with less than this clearance have a heat shield included. Our kits are designed to work around factory exhaust systems. Aftermarket systems with larger tubes may cause interference or put heat too close to the air spring, which will damage the rubber.

Air spring clearance

After installing your air spring kit, make sure you have at least 1/2" of clearance around the entire air spring when inflated. A good rule of thumb is to use the thickness of your hand and feel around the entire air spring. If your hand comes in contact with anything on the vehicle, you may have an interference issue. If the object can be moved, relocate it. If the object cannot be moved, contact Firestone for further assistance. No part of the air spring kit (bellows, brackets, hardware) should rub on any lines (fuel, brake, electric) or contact anything but the mounting surfaces designed to support the brackets.

Air Accessory Systems

Firestone offers a wide range of Air Accessory Systems for all of your air spring requirements. Some quick tips that apply to all Firestone air accessories:

- 1.) All compressors are direct drive units (NO oil or belts). This means the compressor can be mounted in any position without detriment to the compressor.
- 2.) In systems using tanks, when connecting the compressor to a positive wire on the vehicle, make sure the wire is ignition activated. This will eliminate the possibility of the compressor running while the vehicle is turned off, which can drain your battery.
- 3.) The compressor can be mounted under the hood or on the frame rail behind a cross member. In order to allow enough airflow to the compressor, place the unit in a well-protected area free from debris and large amounts of water.

Q: Where can I buy your product?

A: You can find local retailers in the "Where To Buy" section of www.riderite.com.

Q: How do I remove my air line from the push-to-connect fitting without damaging the fitting?

A: Push the air line toward the body of the fitting. This will also force the collet, or collar, of the air fitting toward the fitting body. Hold the collet against the fitting, using a 5/16" open end wrench, and then pull the air line out after the collet releases the air line.

Q: Will this raise or lower the ride height of my truck?

A: No, the Ride-Rite™ kits are designed to work in the original suspension height and configuration. Changes to height can hurt performance or allow the parts to be stretched or compressed beyond their capability. The result is a premature failure.

Q: Does this allow my truck to carry more weight?

A: Absolutely not. Only the vehicle manufacturer can set the GVWR. Even with the air springs, you have the same brakes, axles, bearings, and frame stiffness, which in part determines the vehicle's load capability. The Ride-Rite™ air springs simply allow you to carry the maximum capacity of your truck more comfortably and without suspension sag (and the poor handling that comes with it).

Q: How long will the kit last?

A: The life expectancy depends on a variety of factors, including heat, environmental conditions, and how hard you are using your vehicle. Due to our superior construction and rubber compounds, which are the same as we use on our Airide™ commercial vehicle air springs, it is not unusual to see the Firestone air springs last for 4 or 5 years. When they weather-check (or dry-rot), like a tire, they need to be replaced.

Q: Will this make my rough ride go away?

A: When the vehicle is loaded, the air helper springs help the existing suspension carry the load and improve the ride a great deal. With the minimum pressure in an unloaded vehicle, there will be no change to the ride.

Q: Will it work for a lifted vehicle?

A: We have lifted kits available for some applications. Please see page 8 for our lifted applications.

Q: My system loses over 5 pounds of air a week. How do I find the leak?

A: Mix a solution of soap and water (about 1/5 liquid soap to 4/5 water) and spray it on the air line fittings, air spring, and compressor body and head (if you have an air compressor). If the fittings are leaking at the threads, tighten them or apply thread sealant. If the fitting is leaking at the air line, remove the air line, re-cut it squarely, and re-insert. If the air spring is leaking, send a picture to rrtech@fsip.com to see if it is covered under warranty.

Q: Where can I buy air line or fittings?

A: Commercial vehicle shops carry DOT rated tubing or you can order them from your local retailer. Part numbers are on pages 38-40.

Q: Can I add a "T" fitting to inflate both air springs equally?

A: Yes, but adding a "T" fitting will not allow you to level side-to-side and will allow air to go from one side to the other, which sacrifices some of the stability that the Ride-Rite™ kit adds. Firestone does not include "T" fittings in most kits for this reason.

Q: Do I have to add an air compressor?

A: No, the kit comes with 2 inflation valves, one for each side of the vehicle. The inflation valves are the same as are used on a tire. When you check your tires monthly, check your air spring pressure as well. You can add air using any means you would use to inflate your tires. Your local Firestone Tire and Service center as well as Firestone Complete Auto Care, Tires Plus, Hibdon Tires Plus and Wheel Works stores provide free compressed air to their customers.

Q: Do I have to mount my compressor flat?

A: No, Firestone compressors are oil-less and can be mounted in any direction.

Q: Will putting the vehicle up on a hoist or a two post lift hurt the springs?

A: No. Firestone air springs use technology from our heavy truck Airide™ springs and can withstand thousands of pounds of pulling force without damage.

Q: Are Firestone Ride-Rite™ air springs still under warranty if I have a custom application?

A: It depends on the failure mode. If it's a manufacturing defect, we'll stand behind our product. If it's due to mis-use or application, such as over-extended, rubbing other parts, too much pressure, or other suspension design or fabrication issues, then we can't cover the air spring.

Q: Do I need to add a dryer to my compressor kit?

A: In our experience, intermittent use of our systems and how they're operated do not necessitate an air dryer. We recommend building loops into the air lines to act as traps for moisture so water does not flow back into the compressor head. See the installation guide for examples.

Q: Can I buy directly from Firestone?

A: No, we do not sell direct. For retail locations near you, please visit www.riderite.com and click Where To Buy.

Q: Is it okay to drive loaded at 100 PSI?

A: Yes, our air springs are designed and tested to withstand the roughest conditions. They will withstand pressure spikes they will see from driving over large bumps and uneven terrain.


These are the most frequently asked questions. For additional information, please consult the installation instructions on the web site, operator's guide, or visit riderite.com.



TOW LIKE A PRO



Firestone



riderite.com






Firestone Industrial Products CO., LLC
Nashville, TN, riderite.com
US Manufacturing Facilities: Dyersburg, TN • Williamsburg, KY

We are proud members and support the efforts of the following trade associations:



MK2208 | RR2208 | Printed in USA
All trademarks are the property of their respective owners. Copyright © 2022 Firestone Industrial Products Company, LLC

Follow us online:

-  Firestone Ride-Rite
-  @FirestoneIP
-  @rideriteair
-  @FirestoneIP
-  firestoneindustrial-products